



For patients with Relapsing Forms of Multiple Sclerosis

**Glatiramer Acetate
Injection**

WORKS FROM HOME

AVAILABLE IN 2 DOSAGE STRENGTHS:

20 mg/mL

for **once-daily**
injection

40 mg/mL

for **3-times-a-week**
injection

USE

GLATIRAMER ACETATE INJECTION is a prescription medicine used for the treatment of people with relapsing forms of multiple sclerosis (MS), to include clinically isolated syndrome, relapsing-remitting disease, and active secondary progressive disease, in adults.

IMPORTANT SAFETY INFORMATION

Do not take GLATIRAMER ACETATE INJECTION if you are allergic to glatiramer acetate or mannitol.

Please see additional Important Safety Information on page 25 and 26 of this brochure.



VIATRIS™

VIATRIS' COMMITMENT TO YOU

You can depend on the VIATRIS ADVOCATE® patient support program to help you access therapy as soon as possible and provide you with an array of support services to assist you in achieving your goals.

In addition, VIATRIS offers you our *WhisperJECT*® Autoinjector* device, intended for use with FDA-approved drug products with non-viscous (aqueous) liquid formulations, which are presented in a 1.0 mL BD®, pre-filled, glass syringe with staked needle, containing a fixed needle of 27G to 29G. The *WhisperJECT* Autoinjector is a reusable injection device for the subcutaneous injection of certain FDA-approved drugs, such as VIATRIS' Glatiramer Acetate Injection. *WhisperJECT* is a device with features that have been designed by patients, for patients.

We are one of the world's leading generic and specialty pharmaceuticals companies. Our dedication to providing access to important medicine for the world's 7 billion people continues to grow.

IMPORTANT SAFETY INFORMATION (CONTINUED)

Serious side effects may happen right after or within minutes after you inject glatiramer acetate injection at any time during your course of treatment. Call your doctor right away if you have any of these immediate post-injection reaction symptoms including: redness to your cheeks or other parts of the body (flushing); chest pain; fast heart beat; anxiety; breathing problems or tightness in your throat; or swelling, rash, hives, or itching.

**WhisperJECT* Autoinjector is available by Rx only.





VIATRIS
ADVOCATE

Learn more about VIATRIS ADVOCATE
on page 8 of this brochure.

Before You Begin

You should receive your first dose of VIATRIS' Glatiramer Acetate Injection with a doctor or nurse present, whether administered with the pre-filled syringe or autoinjector. This might be at your doctor's office or with a visiting home nurse from VIATRIS ADVOCATE who will teach you how to give your glatiramer acetate injections.

Carefully read the Patient Information Leaflet and Instructions for Use sections in the Full Prescribing Information for VIATRIS' Glatiramer Acetate Injection, provided with this brochure.

If you use the *WhisperJECT* Autoinjector device, please read the Instructions for Use inside the carrying case.

IMPORTANT SAFETY INFORMATION (CONTINUED)

If you have symptoms of an immediate post-injection reaction, do not give yourself more injections until a doctor tells you to.

Chest pain may occur either as part of the immediate post-injection reaction or on its own. This pain usually only lasts a few minutes or can begin around 1 month after you start using glatiramer acetate injection. Call your doctor right away if you experience chest pain.

A permanent indentation under the skin (lipoatrophy and, rarely, death of your skin tissue also referred to as necrosis) at the injection site may occur due to local destruction of fat tissue. In order to reduce your chance of developing these problems, be sure to follow your doctor's instruction on how to use glatiramer acetate injection and be sure to choose a different injection site each time you use glatiramer acetate injection.

Helpful Resources

You may also find helpful information in the Guide for Self-Injection With *WhisperJECT Autoinjector (Rx only)* and the *Injection Help* section of the website, with more details about self-injection.


You can download a *Preparation Mat* for your injection, with designated spaces for your supplies, and a *Rotation Plan*, where you can record the area, site, day and depth setting (of the *WhisperJECT* Autoinjector device) of each injection, at [GlatiramerAcetate.com](https://www.glatirameracetate.com).



The information in this brochure does not take the place of talking with your healthcare provider about your medical condition or treatment.

IMPORTANT SAFETY INFORMATION (CONTINUED)

Liver problems, including liver failure, can occur with GLATIRAMER ACETATE INJECTION. Call your healthcare provider right away if you have symptoms, such as nausea, loss of appetite, tiredness, dark colored urine and pale stools, yellowing of your skin or the white part of your eye, bleeding more easily than normal, confusion, or sleepiness.



**Download your free
Preparation Mat and Rotation Plan at
GlatiramerAcetate.com**



Here when you need us!

(1.844.695.2667)



VIATRIS ADVOCATE is your personal support team

- a program to help you get started on and stay committed to your doctor's treatment plan for VIATRIS' Glatiramer Acetate Injection. Whether you have questions for our MS-experienced nurses, or need assistance from our health benefits experts with your insurance coverage or co-pay assistance, VIATRIS ADVOCATE is there for you. Our nurses are trained and knowledgeable about your therapy. These specialists can come to your home to help you develop a plan for giving your own injections, based on your doctor's direction.

IMPORTANT SAFETY INFORMATION (CONTINUED)

The most common side effects in studies of GLATIRAMER ACETATE INJECTION are redness, pain, swelling, itching, or a lump at the site of injection, rash, shortness of breath, and flushing.

Your VIATRIS ADVOCATE Welcome Pack

Once enrolled in the VIATRIS ADVOCATE program, you will not need to take any further steps to participate in your patient support program. And, you will receive a Welcome Pack consisting of:

- 1 **Neoprene Sleeve**
that showcases inspiring art created by Shana Stern, an artist living with a relapsing form of MS
- 2 **Patient Brochure**
highlights VIATRIS' Glatiramer Acetate Injection, as well as the resources and services available from VIATRIS ADVOCATE
- 3 **Guide for Self-Injection**
with useful information about the *WhisperJECT* Autoinjector device and helpful tips for self-injecting
- 4 **Needle Clipper**
- 5 **Hot/Cold Gel Pack**
- 6 **VIATRIS ADVOCATE Magnet**
- 7 **Full Prescribing Information**
for VIATRIS' Glatiramer Acetate Injection, including the Patient Information Leaflet and Instructions for Use

IMPORTANT SAFETY INFORMATION (CONTINUED)

These are not all the possible side effects of GLATIRAMER ACETATE INJECTION. For a complete list, ask your doctor or pharmacist. Tell your doctor about any side effects that you have while taking GLATIRAMER ACETATE INJECTION.



24/7 Nurse Support

In addition to the care and direction provided by your doctor, VIATRIS ADVOCATE nurses are experienced in caring for people like you who have relapsing forms of multiple sclerosis. They are available to you by phone at [1.844.695.2667](tel:1.844.695.2667), 24 hours a day, 7 days a week, to answer your questions about:

- Your condition
- VIATRIS' Glatiramer Acetate Injection
- Proper injection technique

Nurses provide ongoing support, education and encouragement to you, your family and your caregivers.

IMPORTANT SAFETY INFORMATION (CONTINUED)

Do not take GLATIRAMER ACETATE INJECTION if you are allergic to glatiramer acetate or mannitol.

Experienced nurses work with you one on one to:

- Go through the injection process step by step to help you learn proper injection techniques during your in-home training or refresher training
- Help you adjust your routine based on lifestyle changes, such as changes in weight
- Provide you with tips regarding preparation, administration, storage and disposal of your medicine
- Offer you tools for tracking self-injections
- Connect you to supportive MS resources and encourage you to participate in the MS community
- Assist you in staying connected to a support network

In-Home injection training

You can call VIATRIS ADVOCATE to schedule an in-home training session with one of our MS-experienced nurses, who can show you how to use the pre-filled glass syringe by itself or with the *WhisperJECT* Autoinjector and guide you through each step of your injection.

By staying close with VIATRIS ADVOCATE, you'll find support and services that you need. On the following pages are some of the features and benefits.

IMPORTANT SAFETY INFORMATION (CONTINUED)

Serious side effects may happen right after or within minutes after you inject glatiramer acetate injection at any time during your course of treatment. Call your doctor right away if you have any of these immediate post-injection reaction symptoms including:

Your benefits advocate

Your healthcare professional is your go-to resource for your treatment plan, and your benefits advocate is your go-to resource for navigating through the requirements of your insurance plan, whether it's private or government sponsored. Your benefits advocate can help you:

- Coordinate and optimize your insurance benefits
- Fill out and file the right forms at the right time
- Sign you up for the VIATRIS ADVOCATE Co-pay Program, if you're eligible
- Find other sources of financial assistance


MS Resources

Following enrollment, VIATRIS ADVOCATE will provide you with information on topics most relevant to you, including brochures, websites and connections to MS community organizations and events. The goal of VIATRIS ADVOCATE is to ensure that patients are receiving the support they need.

IMPORTANT SAFETY INFORMATION (CONTINUED)

redness to your cheeks or other parts of the body (flushing); chest pain; fast heart beat; anxiety; breathing problems or tightness in your throat; or swelling, rash, hives, or itching. If you have symptoms of an immediate post-injection reaction, do not give yourself more injections until a doctor tells you to.

Chest pain may occur either as part of the immediate post-injection reaction or on its own. This pain usually only lasts a few minutes or can begin around 1 month after you start using glatiramer acetate injection. Call your doctor right away if you experience chest pain.



Get started by calling VIATRIS ADVOCATE
at **1.844.695.2667** today.



VIATRIS ADVOCATE Co-pay Program

For commercially insured patients:

Your co-pay for VIATRIS' Glatiramer Acetate Injection could be as low as \$0 per month.*

- No financial qualifications
- If your insurance recently changed, contact VIATRIS ADVOCATE to see if you are eligible for our co-pay program

* See eligibility criteria and other terms and conditions on the next page.

For the full terms and conditions, please see

www.GlatiramerAcetate.com/en/Patient-Support

IMPORTANT SAFETY INFORMATION (CONTINUED)

A permanent indentation under the skin (lipoatrophy and, rarely, death of your skin tissue also referred to as necrosis) at the injection site may occur due to local destruction of fat tissue.



Eligibility Criteria and Terms and Conditions:

The VIATRIS ADVOCATE co-pay assistance program for VIATRIS' Glatiramer Acetate Injection 20 mg/mL and/or 40 mg/mL is open to both new and existing eligible patients who have commercial prescription drug insurance. This co-pay assistance can be redeemed by patients or patient guardians who are residents of the U.S. or Puerto Rico and who are 18 years of age or older, subject to the full terms and conditions set forth on VIATRIS website as it may be updated from time to time - www.glatirameracetate.com.

This co-pay assistance program can be used to reduce the amount of an eligible patient's out-of-pocket expenses for VIATRIS' Glatiramer Acetate Injection 20 mg/mL and/or 40 mg/mL up to the maximums set forth on VIATRIS website while this co-pay assistance program remains in effect (such aggregate amount includes dispenses of both VIATRIS' Glatiramer Acetate Injection 20 mg/mL and/or 40 mg/mL).

This co-pay assistance program is not valid for uninsured patients (but may be used by commercially insured patients without coverage for VIATRIS' Glatiramer Acetate Injection 20 mg/mL and/or 40 mg/mL); not valid for patients who are covered in whole or in part by any state or federally funded healthcare program, including, but not limited to, any state pharmaceutical assistance program, Medicare (Part D or otherwise), Medicaid, Medigap, VA or DOD, or TriCare (regardless of whether VIATRIS' Glatiramer Acetate Injection 20 mg/mL and/or 40 mg/mL is covered by such government program); not valid if the patient is Medicare eligible and enrolled in an employer-sponsored health plan or prescription benefit program for retirees; and not valid if the patient's insurance plan is paying the entire cost of this prescription. This co-pay assistance program is void outside the U.S. or Puerto Rico or in any

state or jurisdiction where prohibited by law, taxed or restricted. Absent a change in Massachusetts law, this co-pay assistance program will no longer be valid for Massachusetts residents as of January 1, 2023. This co-pay assistance program is not valid for residents of California. Please see VIATRIS' website for any updates.

Valid prescription required. Use of this co-pay assistance program must be consistent with the terms of any drug benefit provided by a commercial health insurer, health plan or private third-party payer. This co-pay assistance program may be changed or discontinued at any time without notice.

This co-pay assistance program is not health insurance. The co-pay assistance program is not transferable, and the amount of the savings cannot exceed the patient's out-of-pocket expenses. Cannot be combined with any other rebate/coupon, free trial, or similar offer for the specified prescription. The co-pay assistance is not redeemable for cash. No additional purchase is required.

Data related to your use of this co-pay assistance program may be collected, analyzed and shared with VIATRIS for market research and other purposes related to assessing co-pay assistance programs.

Data shared with VIATRIS will be aggregated and de-identified, meaning it will be combined with data related to other co-pay assistance program redemptions and will not identify you.

Patients are responsible for reporting the receipt of copay assistance to any insurer, health plan, or third party payer who pays for or reimburses any part of the prescription filled, as may be required. Patients should not use this co-pay assistance program if their health plan prohibits use of manufacturer co-pay assistance programs.

IMPORTANT SAFETY INFORMATION (CONTINUED)

In order to reduce your chance of developing these problems, be sure to follow your doctor's instruction on how to use glatiramer acetate injection and be sure to choose a different injection site each time you use glatiramer acetate injection.



Refrigerate VIATRIS' Glatiramer Acetate Injection pre-filled syringes at 36°-46° F.

Storing VIATRIS' Glatiramer Acetate Injection

When you receive your supply of VIATRIS' Glatiramer Acetate Injection pre-filled syringes, you should mark the date you receive them on the carton and then refrigerate them at 36°-46° F. Ensure they are kept out of the reach of children.

VIATRIS' Glatiramer Acetate Injection should never be frozen or exposed to intense light. If a glatiramer acetate injection syringe freezes, it should be discarded in a sharps disposal container.

While refrigeration is preferred, you may keep VIATRIS' Glatiramer Acetate Injection at room temperature (59°-86° F) for up to 1 month when you do not have access to refrigeration.

IMPORTANT SAFETY INFORMATION (CONTINUED)

Liver problems, including liver failure, can occur with GLATIRAMER ACETATE INJECTION. Call your healthcare provider right away if you have symptoms, such as nausea, loss of appetite, tiredness, dark colored urine and pale stools, yellowing of your skin or the white part of your eye, bleeding more easily than normal, confusion, or sleepiness.

The most common side effects in studies of GLATIRAMER ACETATE INJECTION are redness, pain, swelling, itching, or a lump at the site of injection, rash, shortness of breath, and flushing. These are not all the possible side effects of GLATIRAMER ACETATE INJECTION. For a complete list, ask your doctor or pharmacist. Tell your doctor about any side effects that you have while taking GLATIRAMER ACETATE INJECTION.

Features of the *Whisper*JECT

VIATRIS has developed the *Whisper*JECT Autoinjector,* which is intended for use with FDA-approved drug products with non-viscous (aqueous) liquid formulations, which are presented in a 1.0 mL BD, pre-filled glass syringe with staked needle, containing a fixed needle of 27G to 29G. The *Whisper*JECT Autoinjector is a reusable injection device for the subcutaneous injection of certain FDA-approved drugs such as VIATRIS' Glatiramer Acetate Injection.

The *Whisper*JECT Autoinjector device has features that have been designed by patients, for patients:



If you use the *Whisper*JECT Autoinjector device, please read the Instructions for Use inside the carrying case.

**Whisper*JECT Autoinjector is available by Rx only.

IMPORTANT SAFETY INFORMATION (CONTINUED)

Do not take GLATIRAMER ACETATE INJECTION if you are allergic to glatiramer acetate or mannitol.



Caring for Your *WhisperJECT* Autoinjector

Cleaning your *WhisperJECT* Autoinjector device is easy. Wipe the accessible areas with a clean, damp cloth after each use. Do not immerse in water and do not clean with solvents, detergent or alcohol.

Your device needs to be replaced after 2 years.

Contact VIATRIS ADVOCATE at 1.844.695.2667 for replacement.

IMPORTANT SAFETY INFORMATION (CONTINUED)

Serious side effects may happen right after or within minutes after you inject glatiramer acetate injection at any time during your course of treatment. Call your doctor right away if you have any of these immediate post-injection reaction symptoms including:

Traveling with VIATRIS' Glatiramer Acetate Injection and the *WhisperJECT* Autoinjector

You can travel with VIATRIS' Glatiramer Acetate Injection.

Pre-filled syringes may be kept at room temperature (59°-86° F) for up to 1 month during travel or special circumstances when refrigeration may not be available.

- Make sure to bring enough supplies with you. In case of emergencies or a change in plans, pack more syringes than you need. Be sure to pack enough cotton balls and alcohol wipes for the number of days you'll be away
- You might also want to use a tight-locking plastic storage bag for all of your supplies
- If you're traveling by plane, keep VIATRIS' Glatiramer Acetate Injection pre-filled syringes and the *WhisperJECT* Autoinjector device in its travel case in your carry-on luggage, so they're easily accessible
- To avoid unnecessary delays, bring your current prescription label with you; your name on the prescription label should match your name as it appears on your ID



For current regulations, contact the Transportation Security Administration, or visit their website at [tsa.gov](https://www.tsa.gov).

IMPORTANT SAFETY INFORMATION (CONTINUED)

redness to your cheeks or other parts of the body (flushing); chest pain; fast heart beat; anxiety; breathing problems or tightness in your throat; or swelling, rash, hives, or itching. If you have symptoms of an immediate post-injection reaction, do not give yourself more injections until a doctor tells you to.



IMPORTANT SAFETY INFORMATION (CONTINUED)

Chest pain may occur either as part of the immediate post-injection reaction or on its own. This pain usually only lasts a few minutes or can begin around 1 month after you start using glatiramer acetate injection. Call your doctor right away if you experience chest pain.

A permanent indentation under the skin (lipoatrophy and, rarely, death of your skin tissue also referred to as necrosis) at the injection site may occur due to local destruction of fat tissue. In order to reduce your chance of developing these problems, be sure to follow your doctor's instruction on how to use glatiramer acetate injection and be sure to choose a different injection site each time you use glatiramer acetate injection.

Injection Tips

For detailed instructions on how to use VIATRIS' Glatiramer Acetate Injection, please see the Instructions for Use in the Full Prescribing Information, the *Guide for Self-Injection* as well as the *Injection Help* section of [GlatiramerAcetate.com](https://www.glatirameracetate.com).

Here are some helpful tips to remember each time you self-inject:

- You should remove your pre-filled glass syringe from the refrigerator about 20 minutes before you self-inject
- You can lay out your supplies for injection on the *Preparation Mat*, which you can download from [GlatiramerAcetate.com](https://www.glatirameracetate.com)
- Choose an area of your home to inject that is well lighted and has a clean, flat surface
- Always wash your hands thoroughly with soap and water before injecting. Be careful not to touch your face or hair after washing your hands
- VIATRIS' Glatiramer Acetate Injection is given by injection under your skin (subcutaneously). Do not inject VIATRIS' Glatiramer Acetate Injection in your veins (intravenously)

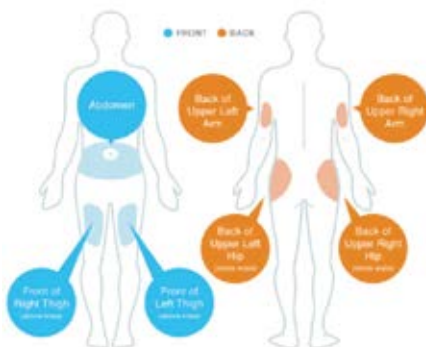
IMPORTANT SAFETY INFORMATION (CONTINUED)

Liver problems, including liver failure, can occur with GLATIRAMER ACETATE INJECTION. Call your healthcare provider right away if you have symptoms, such as nausea, loss of appetite, tiredness, dark colored urine and pale stools, yellowing of your skin or the white part of your eye, bleeding more easily than normal, confusion, or sleepiness.



Please see the *Guide for Self-injection* and GlatiramerAcetate.com for detailed information about your injections.

Inject Glatiramer Acetate into the fatty layer under your skin (subcutaneously).



Remember: There are multiple injection sites within each of the 7 injection areas.

Location	Day	Depth Setting
Back of Upper Right Arm (2 inches above)		
Back of Upper Left Arm (2 inches above)		
Back of Upper Right Hip (2 inches above)		
Back of Upper Left Hip (2 inches above)		
Front of Right Thigh (2 inches above knee and 2 inches below groin)		
Front of Left Thigh (2 inches above knee and 2 inches below groin)		
Abdomen (2 inches above and 2 inches below belly button)		

Injection Site Rotation Plan

It's important to keep up with your injections of VIATRIS' Glatiramer Acetate Injection, whether you're at home or on the go.

VIATRIS has tools to help you, including an injection *Rotation Plan* you can download from our website, GlatiramerAcetate.com.

If prescribed the *WhisperJECT* Autoinjector device, you can manually record the area, day, site and depth setting for each injection.

IMPORTANT SAFETY INFORMATION (CONTINUED)

The most common side effects in studies of GLATIRAMER ACETATE INJECTION are redness, pain, swelling, itching, or a lump at the site of injection, rash, shortness of breath, and flushing. These are not all the possible side effects of GLATIRAMER ACETATE INJECTION. For a complete list, ask your doctor or pharmacist. Tell your doctor about any side effects that you have while taking GLATIRAMER ACETATE INJECTION.

IMPORTANT SAFETY INFORMATION

Do not take GLATIRAMER ACETATE INJECTION if you are allergic to glatiramer acetate or mannitol.

Serious side effects may happen right after or within minutes after you inject glatiramer acetate injection at any time during your course of treatment. Call your doctor right away if you have any of these immediate post-injection reaction symptoms including: redness to your cheeks or other parts of the body (flushing); chest pain; fast heart beat; anxiety; breathing problems or tightness in your throat; or swelling, rash, hives, or itching. If you have symptoms of an immediate post-injection reaction, do not give yourself more injections until a doctor tells you to.

Chest pain may occur either as part of the immediate post-injection reaction or on its own. This pain usually only lasts a few minutes or can begin around 1 month after you start using glatiramer acetate injection. Call your doctor right away if you experience chest pain.

A permanent indentation under the skin (lipoatrophy and, rarely, death of your skin tissue also referred to as necrosis) at the injection site may occur due to local destruction of fat tissue. In order to reduce your chance of developing these problems, be sure to follow your doctor's instruction on how to use glatiramer acetate injection and be sure to choose a different injection site each time you use glatiramer acetate injection.

IMPORTANT SAFETY INFORMATION (CONTINUED)

Liver problems, including liver failure, can occur with GLATIRAMER ACETATE INJECTION. Call your healthcare provider right away if you have symptoms, such as nausea, loss of appetite, tiredness, dark colored urine and pale stools, yellowing of your skin or the white part of your eye, bleeding more easily than normal, confusion, or sleepiness.

The most common side effects in studies of GLATIRAMER ACETATE INJECTION are redness, pain, swelling, itching, or a lump at the site of injection, rash, shortness of breath, and flushing. These are not all the possible side effects of GLATIRAMER ACETATE INJECTION. For a complete list, ask your doctor or pharmacist. Tell your doctor about any side effects that you have while taking GLATIRAMER ACETATE INJECTION.

Click here for Full Prescribing Information for [GLATIRAMER ACETATE INJECTION 20 mg/mL](#) or [GLATIRAMER ACETATE INJECTION 40 mg/mL](#)



Notes:

Lined area for taking notes, consisting of 20 horizontal lines.

WhisperJECT and the Glatiramer Acetate Injection Logo are registered trademarks of Mylan Pharmaceuticals Inc., a Viatris Company.

VIATRIS ADVOCATE and the Viatris Advocate Logo are registered trademarks of Mylan Inc., a Viatris Company.

VIATRIS and the Viatris Logo are trademarks of Mylan Inc., a Viatris Company.

BD is a registered trademark of Becton, Dickinson and Company.

© 2021 Viatris Inc. All Rights Reserved. GA-2021-0096

For more information, please visit [Viatris.com](https://www.viatris.com).



VIATRIS™